




**CGPV Industrial Building System Sdn. Bhd.**  
**Paver Factory**





## COMPANY PROFILE

**CIBS Paver Factory** is fully owned by the renowned developer of Forest City. CIBS Paver Factory is located in CIBS industrial base and it occupies an area of 19102m<sup>2</sup>. The paver factory started production since August 2018.

The Paver factory is equipped with highly automated machinery from USA which comprises of fully computerised control system, material batching, concrete mixing, concrete forming machine, conveyor, cubing and packing systems. With custom-made moulds, it can produce variety of concrete products including concrete interlocking paver, road kerb, parking kerb and building blocks. Factory daily output capacity for paver is up to 1000m<sup>2</sup> or road kerb up to 5000m.

CIBS industrial base covers an area of 417 acres as one-stop IBS center which integrates the precast IBS design, precast IBS production, precast mould fabrication, transportation as well as the products research and development. With its state-of-the-art modern production facilities, CIBS aims to become the leading service and products provider to serve the regional building and construction industry.



# Why Paver

Paver stones often seem to be kind of a throwback, evoking older architecture and classic styles. For a few decades, it seemed that concrete was king and paver stones were doomed to obscurity.

But now, new construction all over Malaysia is including paver stones installation and even established homes are getting their concrete pavement taken off and new paver stones installed. So why are paver stones getting so popular?

There is really no answering for style and trend, but there are several practical reasons that people seem to be discovering for why paver stones are a better option.

- *First, they are much longer-lasting than concrete, and unlike concrete, they look better with the passing years, rather than worse. In fact, many people try to accelerate the weathering process of their paver stones by getting moss to grow on them so as to get the elusive antique look that makes paver stones look so beautiful.*
- *As the “disposable” look goes out of style and the “classic, permanent” look rises in popularity, we can expect paver stones to continue to become more and more popular, as they give homes and businesses an elegant look that has stood the test of time.*

## EFFLORESCENCE

Efflorescence is a commonly natural occurrence. It is a whitish haze that appears on the surface of concrete pavers. However, it will most likely disappear within the first year of installation through rainwater.





# LAZIO

Size : 200mm x 100mm

Area Coverage : 50 pieces/m<sup>2</sup>

Thickness : 60mm, 80mm, 100mm

Approximate Weight : 2.45kg, 3.4kg, 4.35kg



Colour Available :



Red

Black

Brown

Grey

# COMO

Size : 200mm x 200mm

Area Coverage : 25 pieces/m<sup>2</sup>

Thickness : 60mm, 80mm

Approximate Weight : 6kg, 7.6kg



Colour Available :



Red

Black

Brown

Grey



# VENETO

Size : 200mm x 300mm

Area Coverage : 16 pieces/m<sup>2</sup>

Thickness : 60mm

Approximate Weight : 7.35kg



Colour Available :



Red



Black



Brown



Grey

# BARI

Size : 200mm x 400mm

Area Coverage : 12.5 pieces/m<sup>2</sup>

Thickness : 60mm

Approximate Weight : 10.42kg



Colour Available :



Red



Black



Brown



Grey



# LATINA

Size : 300mm x 300mm

Area Coverage : 11.11 pieces/m<sup>2</sup>

Thickness : 60mm

Approximate Weight : 12.6kg



Colour Available :



Red



Black



Brown



Grey

# EMILIA

Size : 112mm x 225mm

Area Coverage : 39.5 pieces/m<sup>2</sup>

Thickness : 60mm, 80mm, 100mm

Approximate Weight : 3.2kg, 4.3kg, 5kg



Colour Available :



Red



Black



Brown



Grey



# MILANO

Size : 225mm x 197mm

Area Coverage : 29 pieces/m<sup>2</sup>

Thickness : 80mm

Approximate Weight : 6kg



**Colour Available :**



Red

Black

Brown

Grey

### Absolute Durability

- Minimal maintenance
- Hard wearing surface
- High skid resistance

### Landscape & Architectural Applications

- Bicycle path
- Footpath
- Park & garden landscape
- Patios
- Pedestrian Mall
- Pool Decks
- Residential Walkways

### Aesthetics

- Variety of shapes, colours and surface texture lead to interesting design

### Advantages

- Slip resistance
- Easy to repair

**TYPICAL PAVEMENT CROSS SECTION**

**Compressive Strength**

60mm	30MPa	Thickness	±3mm
80mm & 100mm	45MPa	Dimension	±2mm

MS 1380:1995 (SPECIFICATION FOR PRECAST CONCRETE PAVING BLOCK)  
BS EN 1338:2003 (SPECIFICATION FOR PRECAST CONCRETE PAVING BLOCK)

**Special Colour :**



Yellow


Blue

Green

White









# FLORENCE

Size : 200mm x 200mm

Area Coverage : 25 pieces/m<sup>2</sup>

Thickness : 80mm

Approximate Weight : 5.75kg



Colour Available :

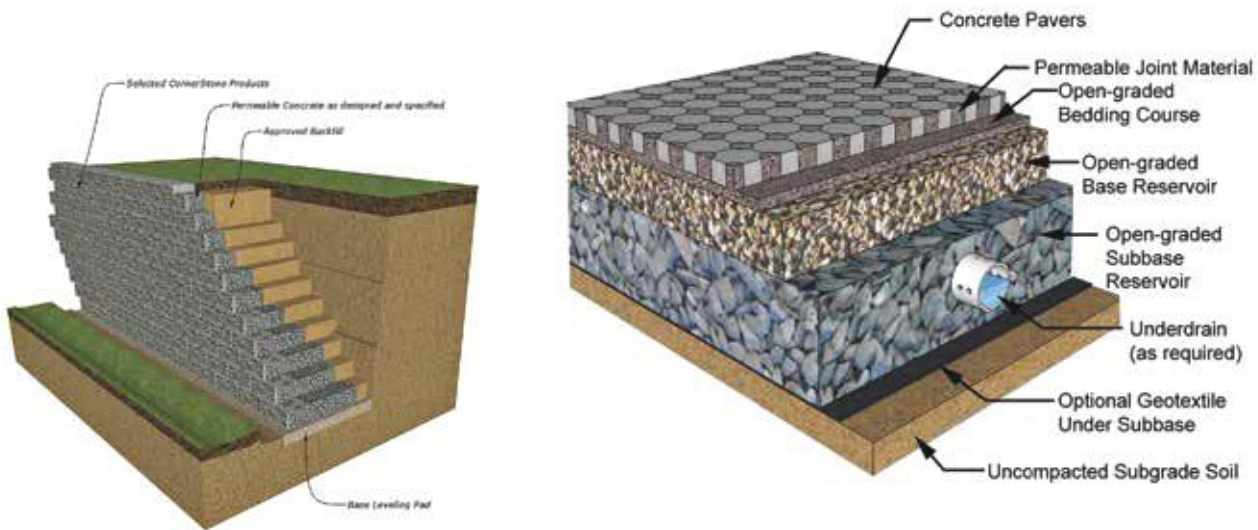


Red

Black

Brown

Grey





# LAZIO

Size : 200mm x 100mm  
 Area Coverage : 50 pieces/m<sup>2</sup>  
 Thickness : 100mm  
 Approximate Weight : 4.35kg


Colour Available :



# VASTO

Size : 217mm x 140mm  
 Area Coverage : 38.4 pieces/m<sup>2</sup>  
 Thickness : 100mm  
 Approximate Weight : 5.6kg

Colour Available :



# EMILIA

Size : 112mm x 225mm  
 Area Coverage : 39.5 pieces/m<sup>2</sup>  
 Thickness : 100mm  
 Approximate Weight : 5kg

Colour Available :





# ROAD KERB

No	Type	length (mm)	width (mm)	depth (mm)	depth (mm)
1	Straight	600	120	170	Straight
2	R0.75m	600	120	170	Curved, inner corner
3	R2m	600	120	170	Curved, inner corner
4	R3m	600	120	170	Curved, inner corner
5	R6m	600	120	170	Curved, inner corner
6	Straight	900	120	200	Straight
7	R0.5m	600	120	200	Curved, outer corner
8	R1.5m	600 <td 120	200	Curved, outer corner	
9	R3m	600	120	200	Curved, outer corner
10	R6m	600	120	200	Curved, outer corner

**Compressive Strength : 30MPa**



# PARKING KERB

**Size : 500mm x 200mm**

**Thickness : 100mm**

**Approximate Weight : 23.4kg**

**Compressive Strength : 30MPa**



**Colour Available :**



Natural Grey









## CGPV Industrial Building System Sdn. Bhd. (1044345-A)

+607-213 2133

 [bgycibssales@countrygarden.com.cn](mailto:bgycibssales@countrygarden.com.cn)

 PTD 3499, Mukim Tanjung Kupang, 81550, Gelang Patah, Johor, Malaysia



Certified to - BS EN 1338:2003  
Certification No.: PC004509



ISO 45001 No.: 44 126 19 92 0021



QMS No.: 44 104 19 92 0021  
EMS No.: 44 104 19 92 0021



EMS No.: 05 104 19 92 0024  
EMS No.: 05 104 19 92 0028



QS 16192606 GB 05  
EMS 12112015 GB 14

